

Housing for a Healthy Santa Cruz

# Six-Month Work Plan Update July – December 2022

A Strategic Framework for Addressing Homelessness in Santa Cruz County



Board of Supervisors Presentation – February 28, 2023

Robert Ratner, MPH, MD  
Director, Housing for Health  
County of Santa Cruz Human Services Department



# Presentation Overview



How are we doing?



Funding Maze Math



What is working?



Temporary Housing  
Landscape



Scaling What Works



Next Six Months

*“The social construction of homelessness is the creation of a situation in which, as a matter of policy, too many poor people are asked to chase too few low-cost housing units.”*


— Dr. Elliott D. Sclar, *American Journal of Public Health* Editorial, “Homelessness and Housing Policy: A Game of Musical Chairs” **September 1990**



# How are we doing? “Musical Chairs”

- 2019→2022: Overall homelessness up 6%; unsheltered up 4%
- Deeply low-income households “competing” for fewer affordable housing options
- Prevention effort limits (+1,100 helped, +\$13.6M)

Better Off	Worse Off
<ul style="list-style-type: none"><li>• Households with children under 18</li><li>• Youth (18-25 yo)</li></ul>	<ul style="list-style-type: none"><li>• Seniors (61 and older)</li><li>• Veterans</li><li>• People with Disabilities (all types of health issues)</li><li>• People with Mental Health and/or Substance Use Disorders</li><li>• People with Histories of Criminal Justice Involvement</li><li>• Black/African Americans</li><li>• Hispanics/Latino(a)s</li></ul>



# What is Working?



## Emergency Housing Vouchers (EHVs)

### *Partnership with Housing Authority*

- **Highest voucher utilization in California** and 13<sup>th</sup> highest in United States (110%)
- 188 property owners/managers and 57 new to such programs
- 295 households and over 425 individuals from homelessness to permanent housing



# Scaling What Works



# Funding Maze Math

46+ funding sources &  
funding to other County agencies

+

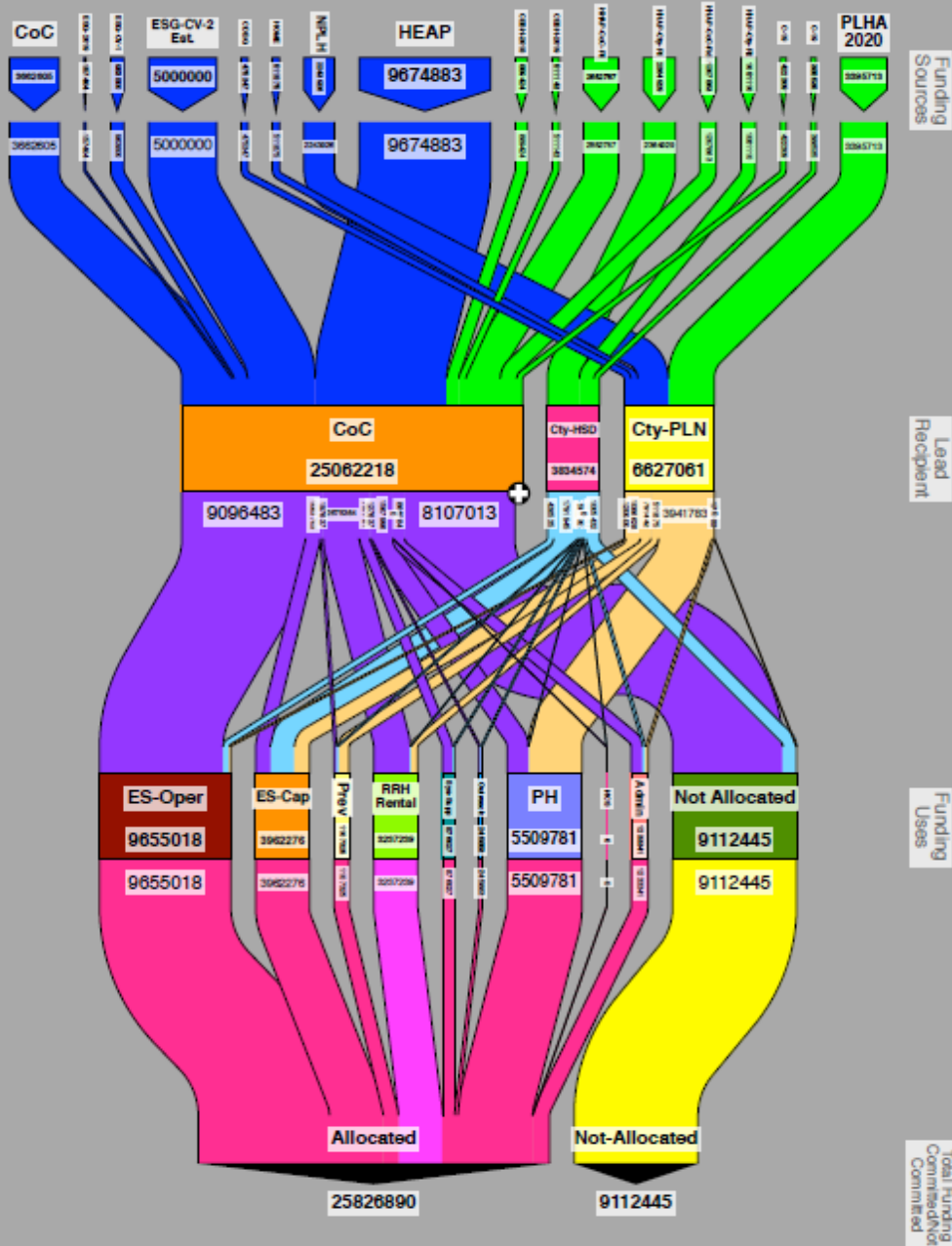
Multiple state and federal agencies with  
different funding rules, contracts, levels of  
staffing

+

Different start and end dates, deadlines,  
reporting requirements and systems

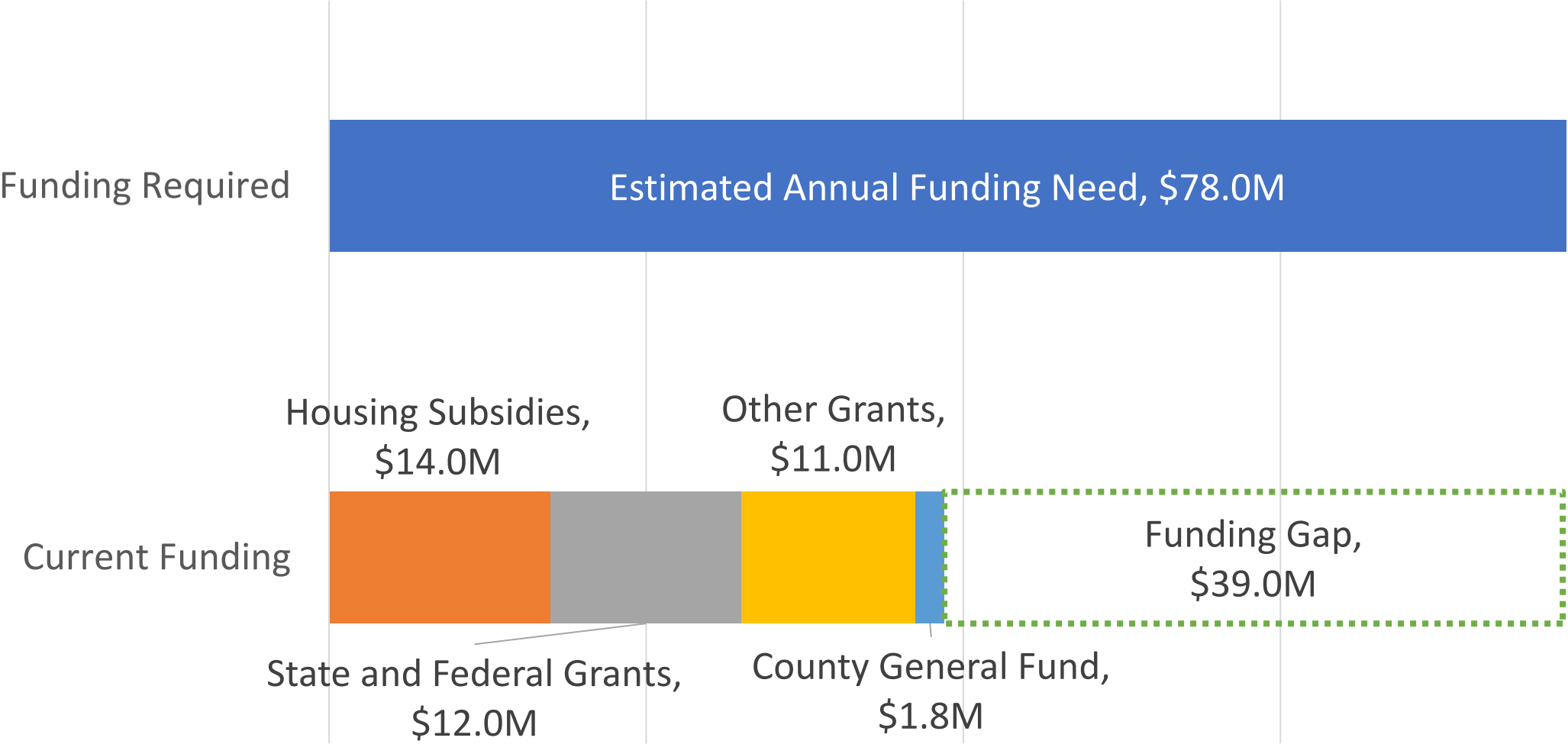
=

Lost time and money





Funding Needed for Framework Goal of **25% Reduction** in Overall Homelessness vs. Currently Available Dollars (in Millions/Year)



Temporary Housing Landscape: Capacity by Funding Source

Framework Goal

Shelter Capacity Goal, 600

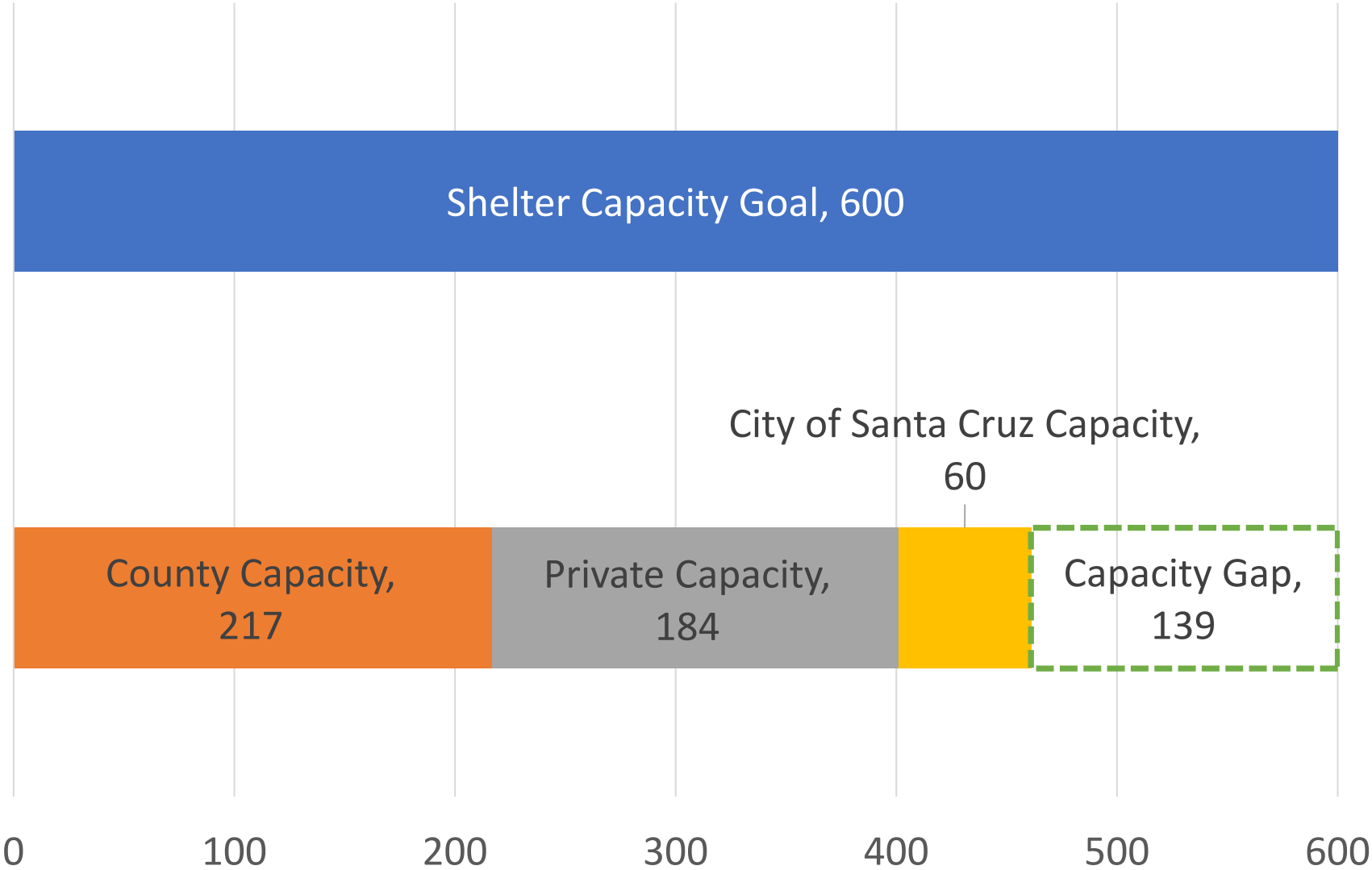
Current Capacity

County Capacity,  
217

Private Capacity,  
184

City of Santa Cruz Capacity,  
60

Capacity Gap,  
139





# Next Six Months

- New coordinated entry and HMIS policies and procedures implementation
- Permanent supportive housing building fundraising and support (Homekey + more)
- Working toward stabilizing, expanding, and improving temporary housing capacity
- Securing funding to sustain and build upon Rehousing Wave infrastructure
- CalAIM – health, human, housing services integration - provider capacity building and infrastructure; data sharing for caring
- Improving the funding landscape through education, advocacy, and securing stable dollars for key infrastructure needs



# Questions & Discussion

